

BEARS + CAVES



Brown Bear, Brown Bear, what do you see? I see kids learning, that's what I see. This week, the learners will explore the wild world of bears and caves. They will count bears, do bear-themed crafts, go on a bear hunt and read the classic book *Brown Bear, Brown Bear, What Do You See?*

Letter of the week: Bb
Number of the week: 10
Colour of the week: brown
Shape of the week: oval

Prepare for this week by printing:

Bears and Caves Worksheets (1 per learner)

Brown Bear Picture Set (1 per class)

Bear Puzzle Set (1 per class)

Brown Bear Number Set (2 per class)

Materials:

- | | | |
|------------------------|----------------------|-----------------------|
| - Small plastic bears | - Paper plates | - Chalk |
| - Teddy Graham cookies | - Teddy bear | - Brown pipe cleaners |
| - Plastic bowls (2) | - Brown paper bags | - Pom Poms |
| - Baskets (2) | - Toy tunnel | - Googly eyes |
| - Playdough | - Small plastic cups | - Tongs |
| - Plastic container | - Small chalk boards | - Blanket |

BEARS AND CAVES

MONDAY	TUESDAY	WEDNESDAY	THURSDAY	FRIDAY
Letters: Letter Bb Things	Letters: Bb is for Bear Craft	Letters: Letter Bb Bag	Letters: Letter Bb Honey Jars	Letters: Letter Bb Bag
Numbers: 10 Bears in the Cave	Numbers: Brown Bear Number Order	Numbers: 10 Bears in the Cave	Numbers: Brown Bear Number Order	Numbers: 10 Bears in the Cave
Colours: Colour Brown Sorting	Colours: Bear Caves are Brown	Colours: BROWN Colouring	Colours: Colour Brown Sorting	Colours: Brown Bear Sponge Painting
Shapes: Playdough Ovals	Shapes: Oval Chalkboard Tracing	Shapes: Oval Balloon Painting	Shapes: Playdough Ovals	Shapes: Oval Chalkboard Tracing
Language: We Can Spell Bear!	Language: Word Matching	Language: We Can Spell Bear!	Language: Word Matching	Language: We Can Spell Bear!
Exploration: Bears Love Swimming!	Exploration: Bears Love Swimming!	Exploration: Bears Love Swimming!	Exploration: Bears Love Swimming!	Exploration: Bears Love Swimming!
Peer Interaction: Going into a Bear Cave!	Peer Interaction: Going into a Bear Cave!	Peer Interaction: Going into a Bear Cave!	Peer Interaction: Going into a Bear Cave!	Peer Interaction: Going into a Bear Cave!
Fine Motor: Bear Paw Craft	Fine Motor: Bears in a Bowl	Fine Motor: Bear Puppet	Fine Motor: Bears in a Bowl	Fine Motor: Bear Tracing
Gross Motor: Going on a Bear Hunt	Gross Motor: Going on a Bear Hunt	Gross Motor: Going on a Bear Hunt	Gross Motor: Going on a Bear Hunt	Gross Motor: Going on a Bear Hunt

BEARS AND CAVES - MONDAY

LETTER ACTIVITY: Letter Bb Things

The learners will complete this worksheet by colouring pictures of things that start with the letter B. This activity is a great opportunity to also practice receptive and expressive identification of the items that are pictured.

Preparation: None.

Materials: "Letter Bb Things" worksheet, colouring tools (i.e., crayons, markers).

Steps: The learners will complete the worksheet by colouring all the items that start with B. While the learners are colouring, talk to them about the items shown on the worksheet.

Instructions: "These things start with the letter B!", "Do you see the ____?", "What is this?", "Colour the ____"

NUMBER ACTIVITY: 10 Bears in the Cave

This number activity will give the learners an opportunity to practice counting using one-to-one correspondence.

Preparation: None.

Materials: Plastic bowl, small plastic bears or Teddy Graham bear cookies

Steps: The learners will take turns counting out 10 bears using correspondence, placing each bear into the "cave," as it is counted.

Instructions: "Count the bears one at a time", "Count 10 bears", "Put the bears in the cave"

COLOUR ACTIVITY: Colour Brown Sorting

For this group activity, the learners will work together to find all the brown items from a larger set of items.

Preparation: Gather a variety of items (half of which brown). Label a box with the word "BROWN" written on a piece of brown paper.

Materials: Sorting items, two baskets or boxes (one labelled "brown" with a brown piece of paper)

Steps: The learners will work together to sort brown items into the "brown" basket and all the other, non-brown items into the other basket.

Instructions: "Is this brown?", "Put it into the brown basket", "Put into the other basket"

SHAPE ACTIVITY: Playdoh Ovals

Get the playdoh out – it's time to make some ovals!

- Preparation: None.
- Materials: Playdoh
- Steps: The learner will roll out coloured playdoh then mold it into the shape of an oval.
- Instructions: "Roll out the playdoh", "Make an oval", "Make another oval"

LANGUAGE ACTIVITY: We Can Spell Bear!

In this group activity, the learners will work together or take turns arranging 2D letters to spell themed words.

- Preparation: Create two sets of letter cards by printing the letters B, E, A, R, C, V, O, W, N, H, Y on cue cards (1 letter per card, writing each letter twice)
- Materials: Letter cards (x2)
- Steps: Lay one set of the letter cards in correct order on the floor in front of the learners to spell one of the following themed words (bear, brown, cave, honey). The learners will work together to spell the word by matching the letters to the model on the floor. Once the learners have spelled the colour word, read the letters aloud.
- Instructions: "Look at these letters! B-E-A-R. This spells bear!", "Your turn, use the letters to spell bear", "Start with B", "Find the letter B", "What comes next?"

EXPLORATION ACTIVITY: Bears Love Swimming!

The learners will get their hands wet during the exploration activity as they catch the bears that are swimming in a lake of water!

- Preparation: Fill a plastic container with water.
- Materials: Plastic container, water, small plastic bears
- Steps: Once the learners have gathered around the container, drop the bears in the water and say, "The bears are swimming! Can you catch them?". The learners will take turns scooping the small plastic bears out of the container of water.
- Instructions: "Put your hands in the water", "Catch a bear"

PEER INTERACTION ACTIVITY: Going into a Bear Cave!

Today, the learners are heading into a bear cave to find the (teddy) bear!

- Preparation: Line up two rows of chairs (3 on each side) with their backs facing each other. Drape a blanket over the chairs to create a “bear cave”
- Materials: Chairs, blanket, teddy bear
- Steps: The learners will take turns going into the bear cave to find the teddy bear.
- Instructions: “Look inside the cave. There’s a bear in there! Can you save it?”, “Crawl into the cave and get the bear”

FINE MOTOR ACTIVITY: Bear Paw Craft

The learners will get crafty and make their own bear paw mitts.

- Preparation: Cut out a larger circle and four smaller circles out of brown construction paper, 4 black triangles (claws) out of construction paper. Create one example of the craft as shown here.
- Materials: Paper plates, brown paint, large/small circles, black triangles
- Steps: The learners will start by painting the paper plates with brown paint and then glue the circles and triangles to complete the paw mitts.
- Instructions: “Paint the plates”, “Glue”



GROSS MOTOR ACTIVITY: Going on a Bear Hunt!

Every day this week, the learners will be going on a bear hunt in and around a toy tunnel!

- Preparation: None.
- Materials: Toy tunnel, teddy bear
- Steps: The learners will take turns crawling OVER the tunnel, UNDER the tunnel and THROUGH the tunnel, searching for the teddy bear.
- Instructions: “Wait in line”, “Now, it’s your turn”, “Find the bear”, “Crawl OVER the tunnel”, “Crawl UNDER the tunnel”, “Crawl THROUGH the tunnel”

BEARS AND CAVES - TUESDAY

LETTER ACTIVITY: Bb is for Bear Craft

To start the week, the learners will make a bear craft.

Preparation: Cut out the letter B. Print the title “B Is for Bear” on the top of a piece of construction paper. Cut 7 circles out of brown construction paper (2 ears, 2 paws, 2 feet and 1 nose). Create one example of the craft as shown here.

Materials: “B is for Bear Craft” worksheet, parts of the bear pieces, glue

Steps: The Learner will glue the letter B onto a piece of construction paper, then glue the bear’s ears, eyes, mouth, and paws in place.

Instructions: “Glue on the B”, “Colour the B”, “Glue on the ears, eyes, mouth, paws”



NUMBER ACTIVITY: Brown Bear Number Order

The learners will work together to arrange numbered brown bears in to order from lowest to highest.

Preparation: If you haven’t already, print and cut out two sets of the Brown Bear Number Set. If possible, laminate the pictures for use again later in the week and in the future.

Materials: Brown Bear Number Set (cards 1-10)

Steps: Lay one set of the numbered cards in correct order on the floor in front of the learners. The learners will work together to put the second set of numbered cards in order by matching the numbers to the model on the floor. Once the learners have finished, read the numbers aloud (“1, 2, 3....5”)

Instructions: “Put the cards in order”, “Start at 1”

COLOUR ACTIVITY: Bear Caves are Brown

In this activity, the learners will create a bear cave craft!

Preparation: Cut little pieces of light brown and dark brown pieces out of construction paper.

Materials: “Bear Caves are Brown” worksheet, pieces of brown construction paper, glue

Step: The learners will glue the light brown paper pieces on the outside of the cave and the dark brown paper pieces on the inside of the cave.

Instructions: “Glue the light brown on the outside”, “Glue the dark brown on the inside”

SHAPE ACTIVITY: Oval Chalk Tracing

In this independent activity, the learners will practice drawing ovals with chalk on a chalkboard.

Preparation: Draw dotted line ovals on the chalkboard.

Materials: Chalkboard, chalk

Steps: The learners will trace the ovals with chalk on a personal-sized chalkboard.

Instructions: "Trace an oval", "Start at the top", "Go all the way around to the bottom", "Now back up to the top"

LANGUAGE ACTIVITY: Word Matching

Preparation: None.

Materials: "Word Matching" worksheet, colouring tools (i.e. crayons, markers)

Steps: The learners will complete this worksheet by drawing lines between the matching words. This activity is a good opportunity to practice receptively and expressively identifying letters and words.

Instructions: "Draw lines between the words that are the same", "This word is ____", "Do you see ____ on this side of the page"

EXPLORATION ACTIVITY: Bears Love Swimming!

The learners will get their hands wet during the exploration activity as they catch the bears that are swimming in a lake of water!

Preparation: Fill a plastic container with water.

Materials: Plastic container, water, small plastic bears

Steps: Once the learners have gathered around the container, drop the bears in the water and say, "The bears are swimming! Can you catch them?". The learners will take turns scooping the small plastic bears out of the container of water.

Instructions: "Put your hands in the water", "Catch a bear"

PEER INTERACTION ACTIVITY: Run, it's a Bear!

Watch out - there's a bear in the classroom! The learners better start running!

Preparation: None.

Materials: Bear paw mitt crafts (made during the fine motor activity on Monday)

Steps: The learners will take turns putting on the bear paw mitts and chasing their peers around the growingling like a bear.

Instructions: "It's your turn", "Watch out – there's a bear!", "Run", "Say Roar"

FINE MOTOR ACTIVITY: Bears in a Bowl

In this activity, the learners will take turns using tongs transferring teddy grahams from one bowl to the other.

Preparation: None.

Materials: 2 bowls, teddy graham cookies, tongs

Steps: The learners will take turns using the tongs to transfer the teddy graham from one bowl to the other.

Instructions: "Grab the tongs", "Pick up the teddy graham", "Put it into the bowl"

GROSS MOTOR ACTIVITY: Going on a Bear Hunt!

Every day this week, the learners will be going on a bear hunt in and around a toy tunnel!

Preparation: None.

Materials: Toy tunnel, teddy bear

Steps: The learners will take turns crawling OVER the tunnel, UNDER the tunnel and THROUGH the tunnel, searching for the teddy bear.

Instructions: "Wait in line", "Now, it's your turn", "Find the bear", "Crawl OVER the tunnel", "Crawl UNDER the tunnel", "Crawl THROUGH the tunnel"

BEARS AND CAVES - WEDNESDAY

LETTER ACTIVITY: Letter Bb Bag

This group activity will give the learners some extra practice with our letter of the week – B!

Preparation: Gather items that start with the letter Bb, placed into a bag to create the “Letter Bb Bag”.

Materials: Letter Bb Bag

Steps: The learners will pull items out of the Letter Bb Bag and receptively or expressively identify them. Once each learner has had a turn

Instructions: “Put your hand in the bag”, “Pull something out”, “Pick something”, “Touch the ___”, “What is this?”

NUMBER ACTIVITY: 10 Bears in the Cave

This number activity will give the learners an opportunity to practice counting using one-to-one correspondence.

Preparation: None.

Materials: Plastic bowl, small plastic bears or Teddy Graham bear cookies

Steps: The learners will take turns counting out 10 bears using correspondence, placing each bear into the “cave,” as it is counted.

Instructions: “Count the bears one at a time”, “Count 10 bears”, “Put the bears in the cave”

COLOUR ACTIVITY: BROWN Colouring

For this independent activity, the learners will complete a worksheet by colouring the word “BROWN”.

Preparation: None.

Materials: “BROWN Colouring” worksheet, brown colouring tools (i.e., crayons, markers)

Steps: The learners will colour the word “BROWN” using brown colouring tools.

Instructions: “Colour the word brown”, “Start with the letter B”, “Stay in the lines”

SHAPE ACTIVITY: Oval Balloon Painting

For this shape activity, the learners will paint a themed worksheet.

Preparation: None.

Materials: "Oval Balloon Painting" worksheet, paint, paintbrush

Steps: The learners will paint the picture of the bear and his balloons.

Instructions: "Dip your paintbrush in the paint", "Paint the bear", "Paint each balloon"

LANGUAGE ACTIVITY: We Can Spell Bear!

In this group activity, the learners will work together or take turns arranging 2D letters to spell themed words.

Preparation: None.

Materials: Letter cards (x2)

Steps: Lay one set of the letter cards in correct order on the floor in front of the learners to spell one of the following themed words (bear, brown, cave, honey). The learners will work together to spell the word by matching the letters to the model on the floor. Once the learners have spelled the colour word, read the letters aloud.

Instructions: "Look at these letters! B-E-A-R. This spells bear!", "Your turn, use the letters to spell bear", "Start with B", "Find the letter B", "What comes next?"

EXPLORATION ACTIVITY: Bears Love Swimming!

The learners will get their hands wet during the exploration activity as they catch the bears that are swimming in a lake of water!

Preparation: Fill a plastic container with water.

Materials: Plastic container, water, small plastic bears

Steps: Once the learners have gathered around the container, drop the bears in the water and say, "The bears are swimming! Can you catch them?". The learners will take turns scooping the small plastic bears out of the container of water.

Instructions: "Put your hands in the water", "Catch a bear"

PEER INTERACTION ACTIVITY: Going into a Bear Cave!

Today, the learners are heading into a bear cave to find the (teddy) bear!

- Preparation: Line up two rows of chairs (3 on each side) with their backs facing each other. Drape a blanket over the chairs to create a “bear cave”
- Materials: Chairs, blanket, teddy bear
- Steps: The learners will take turns going into the bear cave to find the teddy bear.
- Instructions: “Look inside the cave. There’s a bear in there! Can you save it?”, “Crawl into the cave and get the bear”

FINE MOTOR ACTIVITY: Bear Puppet

During this independent activity, the learners will create a bear puppet gluing the parts on to a brown paper bag.

- Preparation: Cut out a large circle and two small circles out of brown construction paper. Create one example of the craft as shown here.
- Materials: Brown paper bag, brown construction paper, brown pipe cleaners, googly eyes (2 per learner), brown pom (1 per learner), squeezable glue
- Steps: Glue on the larger circle, then smaller circle, two eyes, pom nose. Bend and glue on two pipe cleaners as ears.
- Instructions: “Glue”, “What animal is this?”



GROSS MOTOR ACTIVITY: Going on a Bear Hunt!

Every day this week, the learners will be going on a bear hunt in and around a toy tunnel!

- Preparation: None.
- Materials: Toy tunnel, teddy bear
- Steps: The learners will take turns crawling OVER the tunnel, UNDER the tunnel and THROUGH the tunnel, searching for the teddy bear.
- Instructions: “Wait in line”, “Now, it’s your turn”, “Find the bear”, “Crawl OVER the tunnel”, “Crawl UNDER the tunnel”, “Crawl THROUGH the tunnel”

BEARS AND CAVES - THURSDAY

LETTER ACTIVITY: Letter Bb Honey Jars

Another bear themed worksheet!

Preparation: None.

Materials: "Letter Bb Honey Jars" worksheet, paint

Steps: The learners will complete the worksheet by finger painting the honey jars that have the letter Bb on them and crossing out the honey jars that do not have the letter Bb on them.

Instructions: "Fingerpaint the honey jars with the letter Bs", "Cross out the other honey jars"

NUMBER ACTIVITY: Brown Bear Number Order

The learners will work together to arrange numbered brown bears in to order from lowest to highest.

Preparation: If you haven't already, print and cut out two sets of the Brown Bear Number Set. If possible, laminate the pictures for use again later in the week and in the future.

Materials: Brown Bear Number Set (cards 1-10)

Steps: Lay one set of the numbered cards in correct order on the floor in front of the learners. The learners will work together to put the second set of numbered cards in order by matching the numbers to the model on the floor. Once the learners have finished, read the numbers aloud ("1, 2, 3....5")

Instructions: "Put the cards in order", "Start at 1"

COLOUR ACTIVITY: Colour Brown Sorting

For this group activity, the learners will work together to find all the brown items from a larger set of items.

Preparation: None.

Materials: Sorting items, two baskets or boxes (one labelled "brown" with a brown piece of paper)

Steps: The learners will work together to sort brown items into the brown basket and all the other, non-brown items into the other basket.

Instructions: "Is this Brown?", "Put it into the brown basket", "Put into the other basket"

SHAPE ACTIVITY: Playdough Ovals

Get the playdough out – it's time to make some ovals!

- Preparation: None.
- Materials: Playdough
- Steps: The learners will roll out coloured playdough then mold it into the shape of an oval.
- Instructions: "Roll out the playdough", "Make an oval", "Make another oval"

LANGUAGE ACTIVITY: Word Matching

- Preparation: None.
- Materials: "More Word Matching" worksheet, colouring tools (i.e. crayons, markers)
- Steps: The learners will complete this worksheet by drawing lines between the matching words. This activity is a good opportunity to practice receptively and expressively identifying letters and words.
- Instructions: "Draw lines between the words that are the same", "This word is ____", "Do you see ____ on this side of the page"

EXPLORATION ACTIVITY: Bears Love Swimming!

The learners will get their hands wet during the exploration activity as they catch the bears that are swimming in a lake of water!

- Preparation: Fill a plastic container with water.
- Materials: Plastic container, water, small plastic bears
- Steps: Once the learners have gathered around the container, drop the bears in the water and say, "The bears are swimming! Can you catch them?". The learners will take turns scooping the small plastic bears out of the container of water.
- Instructions: "Put your hands in the water", "Catch a bear"

PEER INTERACTION ACTIVITY: Run, it's a Bear!

Watch out - there's a bear in the classroom! The learners better start running!

Preparation: None.

Materials: Bear paw mitt crafts (made during the fine motor activity on Monday)

Steps: The learners will take turns putting on the bear paw mitts and chasing their peers around the growling like a bear.

Instructions: "It's your turn", "Watch out – there's a bear!", "Run", "Say Roar"

FINE MOTOR ACTIVITY: Bears in a Bowl

In this activity, the learners will take turns using tongs transferring teddy grahams from one bowl to the other.

Preparation: None.

Materials: 2 bowls, teddy graham cookies, tongs

Steps: The learners will take turns using the tongs to transfer the teddy graham from one bowl to the other.

Instructions: "Grab the tongs", "Pick up the teddy graham", "Put it into the bowl"

GROSS MOTOR ACTIVITY: Going on a Bear Hunt!

Every day this week, the learners will be going on a bear hunt in and around a toy tunnel!

Preparation: None.

Materials: Toy tunnel, teddy bear

Steps: The learners will take turns crawling OVER the tunnel, UNDER the tunnel and THROUGH the tunnel, searching for the teddy bear.

Instructions: "Wait in line", "Now, it's your turn", "Find the bear", "Crawl OVER the tunnel", "Crawl UNDER the tunnel", "Crawl THROUGH the tunnel"

BEARS AND CAVES - FRIDAY

LETTER ACTIVITY: Letter Bb Bag

This group activity will give the learners some extra practice with our letter of the week – B!

Preparation: None.

Materials: Letter Bb Bag

Steps: The learners will pull items out of the Letter Bb Bag and receptively or expressively identify them. Once each learner has had a turn

Instructions: “Put your hand in the bag”, “Pull something out”, “Pick something”, “Touch the ___”, “What is this?”

NUMBER ACTIVITY: 10 Bears in the Cave

This number activity will give the learners an opportunity to practice counting using one-to-one correspondence.

Preparation: None.

Materials: Plastic bowl, small plastic bears or Teddy Graham bear cookies

Steps: The learners will take turns counting out 10 bears using correspondence, placing each bear into the “cave,” as it is counted.

Instructions: “Count the bears one at a time”, “Count 10 bears”, “Put the bears in the cave”

COLOUR ACTIVITY: Brown Bear Sponge Painting

In this activity, the learners will sponge paint a themed picture.

Preparation: None.

Materials: “Brown Bear Sponge Painting” worksheet, brown paint, sponges

Steps: The learners will dip their sponge into the paint then dab it onto the worksheet to paint the picture of the bear.

Instructions: “Dip the sponge in the paint”, “Use the sponge to paint the bear”, “Paint the bear brown”

SHAPE ACTIVITY: Oval Chalk Tracing

In this independent activity, the learners will practice drawing ovals with chalk on a chalkboard.

Preparation: Draw dotted line ovals on the chalkboard.

Materials: Chalkboard, chalk

Steps: The learners will trace the ovals with chalk on a personal-sized chalkboard.

Instructions: "Trace an oval", "Start at the top", "Go all the way around to the bottom", "Now back up to the top"

LANGUAGE ACTIVITY: We Can Spell Bear!

In this group activity, the learners will work together or take turns arranging 2D letters to spell themed words.

Preparation: None.

Materials: Letter cards (x2)

Steps: Lay one set of the letter cards in correct order on the floor in front of the learners to spell one of the following themed words (bear, brown, cave, honey). The learners will work together to spell the word by matching the letters to the model on the floor. Once the learners have spelled the colour word, read the letters aloud.

Instructions: "Look at these letters! B-E-A-R. This spells bear!", "Your turn, use the letters to spell bear", "Start with B", "Find the letter B", "What comes next?"

EXPLORATION ACTIVITY: Bears Love Swimming!

The learners will get their hands wet during the exploration activity as they catch the bears that are swimming in a lake of water!

Preparation: Fill a plastic container with water.

Materials: Plastic container, water, small plastic bears

Steps: Once the learners have gathered around the container, drop the bears in the water and say, "The bears are swimming! Can you catch them?". The learners will take turns scooping the small plastic bears out of the container of water.

Instructions: "Put your hands in the water", "Catch a bear"

PEER INTERACTION ACTIVITY: Going into a Bear Cave!

Today, the learners are heading into a bear cave to find the (teddy) bear!

- Preparation: Line up two rows of chairs (3 on each side) with their backs facing each other. Drape a blanket over the chairs to create a “bear cave”
- Materials: Chairs, blanket, teddy bear
- Steps: The learners will take turns going into the bear cave to find the teddy bear.
- Instructions: “Look inside the cave. There’s a bear in there! Can you save it?”, “Crawl into the cave and get the bear”

FINE MOTOR ACTIVITY: Bear Tracing

This activity provides the learners lead the bears back to their caves by tracing along the lines.






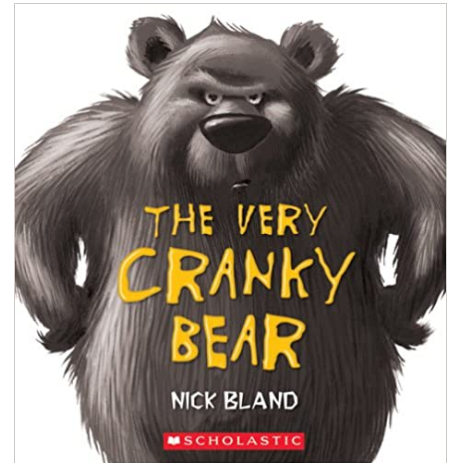

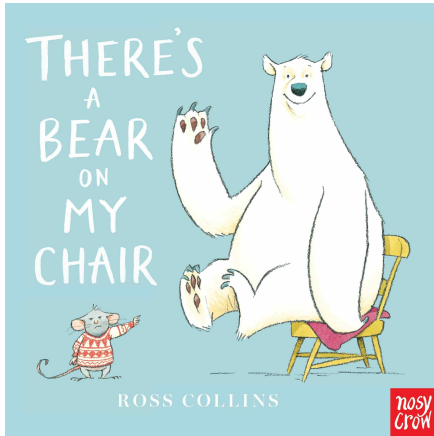
- Preparation: None.
- Materials: “Bear Tracing” worksheet, colouring tools (i.e. crayons, markers)
- Steps: The learners will. trace along the lines between the bears and the caves.
- Instructions: “Trace along the line”, “Trace on the line between the bear and the cave”

GROSS MOTOR ACTIVITY: Going on a Bear Hunt!

Every day this week, the learners will be going on a bear hunt in and around a toy tunnel!

- Preparation: None.
- Materials: Toy tunnel, teddy bear
- Steps: The learners will take turns crawling OVER the tunnel, UNDER the tunnel and THROUGH the tunnel, searching for the teddy bear.
- Instructions: “Wait in line”, “Now, it’s your turn”, “Find the bear”, “Crawl OVER the tunnel”, “Crawl UNDER the tunnel”, “Crawl THROUGH the tunnel”

BEARS AND CAVES - CIRCLE TIME BOOKS + SONGS



There's a Bear on my Chair by Ross Collins

Can You Growl Like a Bear? by John Butler

Brown Bear, Brown Bear by Bill Martin Jr.

Old Bear by Kevin Henkes

The Very Cranky Bear by Nick Bland

Eat Up Bear by Terry Pierce

Little Bear by Igloo Books

Peekaboo Bear by Camilla Reid

TEDDY BEAR, TEDDY BEAR

(have the learners follow the actions)

Teddy bear, teddy bear, turn around,
Teddy bear, teddy bear, touch the ground.

Teddy bear, teddy bear, reach up high,

Teddy bear, teddy bear, touch the sky.

Teddy bear, teddy bear, bend down low,

Teddy bear, teddy bear, touch your toes.

Teddy bear, teddy bear, scratch your head,

Teddy bear, teddy bear, it's time for bed!

BEAR IS SLEEPING

(to the tune of Frère Jacques)

Bear is sleeping, bear is sleeping,

In his cave, in his car.

Wonder when he'll wake up? Wonder when he'll wake up?

In the spring, in the spring!

Time to wake up, time to wake up,

Sleepy bear, sleepy bear.

When it's springtime, when it's springtime,

Wake up bear, wake up bear!

BEAR IS SLEEPING


(printable visual below)

One little bear,
wondering what to do.
Along came another,
then there were two!

Two little bears,
climbing up a tree.
Along came another,
then there were three!

Three little bears,
ate an apple core.
Along came another,
and then there were four!

Four little honey bears,
found honey in a hive.
Along came another,
then there were five!





BEARS AND CAVES - CIRCLE TIME ACTIVITIES

CIRCLE TIME ACTIVITY: Brown Bear Colour Matching

- Preparation:** If you haven't already, print and cut out the Brown Bear Picture Set. If possible, laminate the cards for use again later in the week and in the future.
- Materials:** Coloured construction paper, "Brown Bear, Brown Bear" book, Brown Bear Picture Set
- Steps:** To start this activity, read the book *Brown Bear, Brown Bear* to the learners. Next, place pieces of coloured construction paper on the floor in front of the learners and give each learner a card from the Brown Bear Picture Set. Read the book again. After each page of the book, ask the learners who has the animal shown on the page (i.e. "who has the brown bear?"), then instruct the learner to match the picture to the piece of coloured construction paper.
- Instructions:** "What colour is this animal?", "Look at the colours", "Match it to the same colour"

CIRCLE TIME ACTIVITY: Where is the Bear?

The learners will need to keep their eyes on the hiding bear during this activity!

- Preparation:** None.
- Materials:** Small plastic cups, small plastic bear
- Step:** Place three plastic cups upside-down on the floor in front of the learners. Once all the learners are watching, lift one of the cups and place a small plastic bear underneath. Next, rearrange the cups while counting down from 10 ("10, 9, 8..."). Once you get to 0, the learners will take turns picking up cups to find the bear.
- Instructions:** "I'm hiding the bear under this one", "Look at the cups", "Where is the bear?"

CIRCLE TIME ACTIVITY: Bear Puzzle

For this circle time activity, the learners will work together to complete a bear puzzle.

- | | |
|---------------|---------------------------------------------------------------------------------------------------------------------------------------------------------------------------------------------------------------------------------------------------------------------------------------|
| Preparation: | If you haven't already, print the Bear Puzzle Set. Cut each puzzle into pieces (the number of pieces and shape complexity of the pieces can vary depending on the learner's skill level). If possible, laminate the pieces for use again throughout the week and again in the future. |
| Materials: | Bear Puzzle Set |
| Steps: | Separate the learners into pairs or small groups. The learners will work together to put the pieces together to complete the puzzles. |
| Instructions: | "Work together to do the puzzle", "Put the pieces together", "Finish the puzzle" |